

WALGA RoadWise Resource Catalogue

1. Banners for loan:

- Mesh banner (250cm x 150cm - require structure to tie to)
- Pull-Up Banners (88cm x 206cm - self standing)
- Tear Drop Banners (approx. 2m high)
- Vinyl Banners (300cm x 100cm - require structure to tie to)

2. Event activity resource for loan

3. Promotional material

4. *Towards Zero* Road Safety Display Trailer

5. Booking form

Contacts for enquiries:

Region	Contact	Phone No.	Region	Contact	Phone No.
Kimberley	Greg Hayes	0419 192 459	Metropolitan North	RoadWise	9213 2000
Pilbara	Engel Prendergast	9213 2060	Metropolitan South	Engel Prendergast	9213 2060
Gascoyne	Engel Prendergast	9213 2060	Great Southern	Erin Miller	0418 904 081
Mid West	Sam Adams	0419 953 583	South West	Nicky Smith	0438 982 563
Wheatbelt North	Cliff Simpson	0409 686 138	Goldfields-Esperance	Cherie Wallace	0419 192 759
Wheatbelt South	Rodney Thornton	0409 689 313			



RoadWise is funded by the State Government and supported by Local Governments.
www.roadwise.asn.au



Banners: Mesh



Blessing of the Roads

TOWARDS ZERO
getting there together


Blessing of the Roads.



Feeling tired?
Don't drive.
Don't trust your tired self

TOWARDS ZERO
getting there together

Don't trust your tired self. 2



Not drunk. Not speeding. Just tired.

**DON'T TRUST
YOUR
TIRED SELF**

TOWARDS ZERO
getting there together
www.dcs.wa.gov.au

Don't trust your tired self. 1



Look out for each other

SHARE OUR ROADS

TOWARDS ZERO
getting there together
www.dcs.wa.gov.au

Look out for each other.

Banners: Pull-up



0.05
Don't let another
drink put you over.



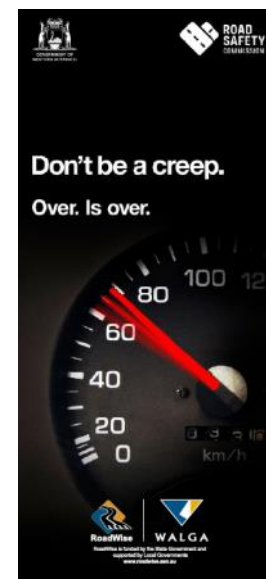
Be awake to the
dangers



Before you buy a
car, consult the
stars



Child Car Restraint



Don't be a creep.
Over. Is over.



Driver Distraction



Enjoy The Ride




Looking at your
phone is like driving
blind



Motorcyclist's
Clothing



Road Ribbon for
Road Safety®



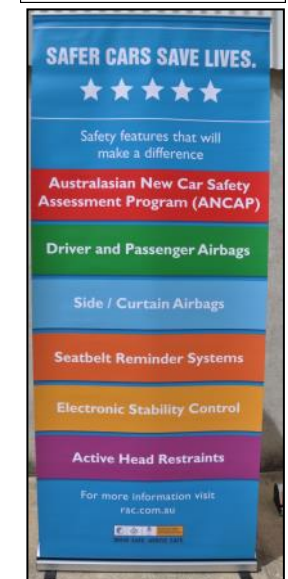
Safe Roads and
Roadsides



Safe System
(green)



Safe System
(yellow)



Safe Vehicles—
Safer Cars Save
Lives

Banners: Pull-up

Tips to share the road safely



Obey the road rules

Wear highly visible clothing

Ensure your reflectors and lights are well maintained

Adjust your speed to the conditions

Obey the road rules

Check blind spots for cyclists

Slow down around cyclists

Keep a safe distance from cyclists

SHARE OUR ROADS

For more information call 1800 011 011 or visit www.vic.gov.au

Share the road safely

Speed Impact

25 km/h
The risk of injury is low at this speed. The impact is low. A car can stop in 10m.

40 km/h
The risk of injury is moderate. The impact is moderate. A car can stop in 15m.

60 km/h
The risk of injury is high. The impact is high. A car can stop in 20m.

80 km/h
The risk of injury is very high. The impact is very high. A car can stop in 30m.

110 km/h
The risk of injury is extremely high. The impact is extremely high. A car can stop in 40m.

DRIVE SAFE. ARRIVE SAFE.

Speed Impact

A Guide For Staying Under .05

How many standard drinks can you have in one hour and still be under the limit?

Know Your Standard Drinks

PROBATIONARY DRIVERS (14-18 YEARS OLD): 1 standard drink per hour.

DRIVERS (19 YEARS OLD AND OVER): 2 standard drinks per hour.

Men stay under .05
One standard drink will raise the blood alcohol concentration (BAC) of an average-sized male to 0.02%.

Women stay under .05
One standard drink will raise the blood alcohol concentration (BAC) of an average-sized female to 0.04%.

DRIVE SAFE. ARRIVE SAFE.

Standard Drinks

How long does it take to stop your car in dry conditions?

The road is dry, you have a modern vehicle with good brakes and tyres. A child runs on to the road 40m ahead of you while you are travelling in a 60 km/h zone. You brake hard. Will you stop in time?

Speed	Reaction Distance (m)	Braking Distance (m)	Total Stopping Distance (m)
60 km/h	9	6	15
80 km/h	16	16	32
100 km/h	24	31	55
120 km/h	33	48	81
140 km/h	43	67	110
160 km/h	54	88	142

DRIVE SAFE. ARRIVE SAFE.

Stopping Distance

Workplace Road Safety

What is workplace road safety?
Workplace road safety looks at the risks and causes of injury and death in the workplace as a result of using a vehicle.

7 ways to help improve workplace road safety:

1. Workplace road safety policy
2. Recruitment and selection
3. Induction programs
4. Fleet selection and maintenance
5. Vehicle crash involvement
6. Incentives and disincentives
7. Training and education

Improving workplace road safety can increase productivity, reduce lost-time injuries and reduce organisation costs.

Launch your own workplace road safety campaign. Visit www.roadwise.asn.au

TOWARDS ZERO

getting there together

Workplace Road Safety

Banners: Tear drop



Belt up. There's no excuse. 1



Belt up. There's no excuse. 2



CCR checking station



Distracted drivers are dangerous




Don't drink and drive



Don't trust your tired self. 1



Don't trust your tired self. 2



Drinking kills driving skills



Driving tired can kill



Slow down, enjoy the ride

Banners: Vinyl

**There's no excuse.
Belt up.**



Belt up—there's no excuse.

Drinking kills driving skills.

If you're planning to drink, plan not to drive



Drinking kills driving skills.

Safer cars save lives.

Before you buy a car, consult the stars.



Safer cars save lives.



Child Car Restraint fitting & checking service.



Driving tired can kill.



Slow Down and Enjoy the Ride.



Do you know the limit?



Drop 5—Save Lives.



Slow down. Save lives.



Don't drink and drive.



RoadWise.



Towards Zero; safe drivers, travelling on safe roads, in safe cars, at safe speeds.

Banners: Vinyl

Don't drive tired.

Driving tired can kill.



Don't drive tired.

Drop 5, save lives.

The faster you go, the harder you hit.



Drop 5, save lives.

Safer cars save lives.

Before you buy a car, consult the stars.



Safer cars save lives.

Event activity resources



Fatal Vision Goggles (alcohol & drug) Kit



Standard Drinks Pouring Kit

Both for audiences 16 years and older



Bingo set



Spinning prize wheel

Promotional material

WALGA RoadWise produces a number of products to be used to as event giveaways and to promote a campaign. Examples of items that may be available:

- Slow down enjoy the ride hats
- Slow down enjoy the ride stickers
- Safe system water bottles
- Don't drink and drive key rings
- Skippers Program resources
- Various brochures and pamphlets

Promotional products are subject to availability and stock numbers. Please contact a local Road Safety Advisor for more information.

Towards Zero Road Safety Display Trailer



Specifications

The trailer is designed to be towed by an average medium sized vehicle—a large vehicle or 4WD is not required.

Dimensions:

Closed

- length—3.4 metres
- Height—2.4 metres
- Width—1.6 metres

Open

- length—6.2 metres
- Height—2.4 metres
- Width—3.64 metres

The trailer weighs no more than 1.5 tonnes fully loaded.

A built-in television, laptop, competition box, brochure displays and poster displays make promoting key road safety messages easy. An external power source or generator is required to power the lights, television and laptop.

The trailers open up on three sides, providing enhanced access and protection from the elements. Lighting is also provided so the trailer can be used at night. Branding for the trailers aligns to Towards Zero, the WA road safety strategy.

Trailers are available in the following regions:

- Pilbara
- Wheatbelt area
- Perth Metropolitan area
- South West
- Great Southern
- Goldfields-Esperance

Visit; www.roadwise.asn.au/road-safety-display-trailers.aspx#contacts for more information.

Booking Form

Please complete all relevant information and forward onto either your local Road Safety Advisor or email roadwise@walga.asn.au to ensure your booking is successful.

Contact Information

Organisation Name: _____

Contact name: _____

Position: _____

Street Address: _____

Phone No.: _____ Fax No.: _____

Email: _____

Event / Campaign Details

Name of event / campaign: _____

Location of event / campaign: _____

Date of event / campaign: _____

Brief description of event / campaign: _____

Resource/Trailer Pick-up date: _____ Pick-up time: _____

Resource/Trailer Drop-off date: _____ Drop-off time: _____

For trailer bookings, please provide the below details

Name of driver: _____

Drivers licence No,: _____ Expiry date: _____

Registration of towing vehicle: _____

Is this a repeat booking: ☐ Yes ☐ No

Have you received a briefing on how to set-up the trailer? ☐ Yes ☐ No

- Please complete the both sides of this page and return to your Road Safety Advisor.
- Your regions Road Safety Advisor will be your booking coordinator and will respond to your request.
- The Terms and Conditions (other side of page) should be signed by the contact person as stated above.
- Provide any photos of your event / display with your report. This will assist with the funding requirements for WALGA RoadWise.

☐ Please add my email address to receive the *RoadWise Road Safety Newsletter*.

Email: _____

Please select resources on the second page you would like to borrow.

***Disclaimer: WALGA provides the resources and Towards Zero road safety display trailers in good faith.
WALGA will not be responsible for the negligence of the borrower.***

Booking Form cont...

Mesh banners:

☐ *Blessing of the Roads* ☐ Don't trust your tired self. 1 ☐ Don't trust your tired self. 2 ☐ Look out for each...

Pull-up Banners:

- | | | |
|--|---|--|
| <input type="checkbox"/> 0.05 Don't let another drink put..... | <input type="checkbox"/> Be awake to the dangers | <input type="checkbox"/> Before you buy a car... |
| <input type="checkbox"/> Child Car Restraint | <input type="checkbox"/> Don't be a creep. Over is over. | <input type="checkbox"/> Driver Distraction |
| <input type="checkbox"/> Enjoy the Ride | <input type="checkbox"/> Looking at your phone is like..... | <input type="checkbox"/> Motorcyclist's Clothing |
| <input type="checkbox"/> <i>Road Ribbon for Road Safety®</i> | <input type="checkbox"/> Safe Roads and Roadsides | <input type="checkbox"/> Safe System (green) |
| <input type="checkbox"/> Safe System (yellow) | <input type="checkbox"/> Safe vehicles | <input type="checkbox"/> Share the road safely |
| <input type="checkbox"/> Speed Impact | <input type="checkbox"/> Standard Drinks | <input type="checkbox"/> Stopping Distance |
| <input type="checkbox"/> Workplace Road Safety | | |

Tear Drop banners:

- | | | |
|---|--|--|
| <input type="checkbox"/> Belt up 1 | <input type="checkbox"/> Belt up 2 | <input type="checkbox"/> CCR Checking station |
| <input type="checkbox"/> Distracted drivers are dangerous | <input type="checkbox"/> Don't drink and drive | <input type="checkbox"/> Don't trust your tired self 1 |
| <input type="checkbox"/> Don't trust your tired self 2 | <input type="checkbox"/> Drinking kills driving skills | <input type="checkbox"/> Driving tired can kill |
| <input type="checkbox"/> Slow down, enjoy the ride | | |

Vinyl banners:

- | | | |
|---|--|--|
| <input type="checkbox"/> Belt up—there's no excuse | <input type="checkbox"/> Drinking kills driving skills | <input type="checkbox"/> Safer cars save lives (red) |
| <input type="checkbox"/> Child Car Restraint fitting... | <input type="checkbox"/> Driving tired can kill | <input type="checkbox"/> Slow Down and Enjoy the Ride |
| <input type="checkbox"/> Do you know the legal limit? | <input type="checkbox"/> Drop 5, save lives. Speed kills | <input type="checkbox"/> Slow down. Save lives. |
| <input type="checkbox"/> Don't drink and drive | <input type="checkbox"/> RoadWise | <input type="checkbox"/> <i>Towards Zero</i> |
| <input type="checkbox"/> Don't drive tired | <input type="checkbox"/> Drop 5, save lives (red) | <input type="checkbox"/> Safer cars save lives (black) |

Terms and Conditions *(Note: please draw a line through clauses 7—11 if not booking trailer)*

I agree that when borrowing the above road safety resource and / or when towing or using the road safety display trailer, I :

1. Have provided correct contact details in the booking form.
2. Will ensure that the resource(s) and/or trailer are returned in the same condition as they are provided *(Note, any damages are the responsibility of the borrower)*.
3. Will report any damage/faults to the resource(s) and/or trailer to the booking coordinator.
4. Will ensure that the resource(s) and/or trailer are safely secured when not in use.
5. Will ensure that the resource(s) and/or trailer are used according to any instructions provided.
6. Will provide the booking coordinator with a completed report about the event/activity once the resource(s) and/or trailer are returned.
7. Hold a current and valid drivers licence and have provided these details on the booking form.
8. Will be towing the trailer with a vehicle with current registration.
9. Will obey all road rules and regulations and I will be responsible for any fines or penalties imposed due to me violating road regulations, particularly the regulations relating to towing trailers.
10. Will ensure that the trailer is properly secured to my vehicle and connected to my vehicles warning/indicator lights and that these are in full working order.
11. Will ensure that the trailer is set up at the venue according to the set up instructions provided with the trailer.
12. Prior to making any changes to the booking and terms and conditions, seek and obtain verbal approval from the booking coordinator.

Signature _____

Date _____

Name: _____